

INSTITUTO DE PREVIDÊNCIA DOS SERVIDORES PÚBLICOS DO DISTRITO FEDERAL

CONSOLIDADO DOS RESULTADOS PREVIDENCIÁRIOS

1 - BASES DE CÁLCULOS - DIPR													
FINANCEIRO													
	JAN	FEV	MAR	ABR	MAI	JUN	JUL	AGO	SET	OUT	NOV	DEZ	
SERVIDORES FIN.	R\$ 641.603.835,80	R\$ 635.764.746,86	R\$ 640.577.788,29	R\$ 695.244.227,79	R\$ 698.999.712,34	R\$ 704.764.654,48	R\$ 707.274.350,95	R\$ 708.672.183,94	R\$ 704.732.862,64	R\$ 702.619.485,03	R\$ 700.202.413,05	R\$ 739.377.554,12	
APOSENTADOS FIN.	R\$ 372.642.571,94	R\$ 372.317.386,93	R\$ 375.646.608,70	R\$ 415.809.217,86	R\$ 413.728.178,85	R\$ 410.332.205,79	R\$ 423.292.318,57	R\$ 423.258.738,14	R\$ 422.658.942,79	R\$ 423.893.838,43	R\$ 427.217.830,93	R\$ 442.071.329,86	
PENSIONISTAS FIN.	R\$ 59.138.146,00	R\$ 60.506.011,22	R\$ 60.990.416,43	R\$ 63.017.796,93	R\$ 63.016.099,00	R\$ 64.145.755,65	R\$ 64.109.486,43	R\$ 64.665.134,50	R\$ 64.107.985,14	R\$ 63.256.381,57	R\$ 65.359.725,14	R\$ 68.626.378,57	
TOTAL	R\$ 1.073.384.553,74	R\$ 1.068.588.145,01	R\$ 1.077.214.813,42	R\$ 1.174.071.242,58	R\$ 1.175.743.990,19	R\$ 1.179.242.615,92	R\$ 1.194.676.155,95	R\$ 1.196.596.056,58	R\$ 1.191.499.790,57	R\$ 1.189.769.705,03	R\$ 1.192.779.969,12	R\$ 1.250.075.262,55	

PREVIDENCIÁRIO													
	JAN	FEV	MAR	ABR	MAI	JUN	JUL	AGO	SET	OUT	NOV	DEZ	
SERVIDORES PREV.	R\$ 35.281.172,46	R\$ 37.866.990,94	R\$ 38.661.297,67	R\$ 40.948.000,16	R\$ 41.994.148,97	R\$ 43.189.206,87	R\$ 45.994.368,71	R\$ 48.283.079,72	R\$ 47.717.208,18	R\$ 47.985.866,98	R\$ 47.802.491,96	R\$ 52.715.597,29	
APOSENTADOS PREV.	R\$ -	R\$ -	R\$ -	R\$ -	R\$ -	R\$ -	R\$ -	R\$ -	R\$ -	R\$ -	R\$ -	R\$ -	
PENSIONISTAS PREV.	R\$ 10.799,42	R\$ 10.799,42	R\$ 11.488,14	R\$ 13.890,21	R\$ 13.890,21	R\$ 13.890,21	R\$ 14.524,92	R\$ 14.578,92	R\$ 18.125,92	R\$ 13.890,21	R\$ 13.890,21	R\$ 16.981,00	
TOTAL	R\$ 35.291.971,88	R\$ 37.877.790,36	R\$ 38.672.785,81	R\$ 40.961.890,37	R\$ 42.008.039,18	R\$ 43.203.097,08	R\$ 46.008.893,63	R\$ 48.297.658,64	R\$ 47.735.334,10	R\$ 47.999.757,19	R\$ 47.816.382,17	R\$ 52.732.578,29	

TOTAL DA BASE CÁLCULO													
	JAN	FEV	MAR	ABR	MAI	JUN	JUL	AGO	SET	OUT	NOV	DEZ	
SERVIDORES	R\$ 676.885.008,26	R\$ 673.631.737,80	R\$ 679.239.085,96	R\$ 736.192.227,95	R\$ 740.993.861,31	R\$ 747.953.861,35	R\$ 753.268.719,66	R\$ 756.955.263,66	R\$ 752.450.070,82	R\$ 750.605.352,01	R\$ 748.004.905,01	R\$ 792.093.151,41	
APOSENTADOS	R\$ 372.642.571,94	R\$ 372.317.386,93	R\$ 375.646.608,70	R\$ 415.809.217,86	R\$ 413.728.178,85	R\$ 410.332.205,79	R\$ 423.292.318,57	R\$ 423.258.738,14	R\$ 422.658.942,79	R\$ 423.893.838,43	R\$ 427.217.830,93	R\$ 442.071.329,86	
PENSIONISTAS	R\$ 59.148.945,42	R\$ 60.516.810,64	R\$ 61.001.904,57	R\$ 63.031.687,14	R\$ 63.029.989,21	R\$ 64.159.645,86	R\$ 64.124.011,35	R\$ 64.679.713,42	R\$ 64.126.111,06	R\$ 63.270.271,78	R\$ 65.373.615,35	R\$ 68.643.359,57	

2 - CONTRIBUIÇÕES - DIPR													
FINANCEIRO													
Servidores	JAN	FEV	MAR	ABR	MAI	JUN	JUL	AGO	SET	OUT	NOV	DEZ	
Patronal Financeiro	R\$ 179.643.904,65	R\$ 178.008.958,92	R\$ 179.361.216,51	R\$ 194.662.398,27	R\$ 195.716.178,03	R\$ 197.330.361,86	R\$ 198.036.817,59	R\$ 198.428.210,80	R\$ 197.314.967,72	R\$ 196.733.455,10	R\$ 196.058.659,32	R\$ 207.025.714,20	
SERVIDORES FIN.	R\$ 89.819.086,50	R\$ 89.006.141,96	R\$ 89.683.531,68	R\$ 97.333.932,61	R\$ 97.853.361,62	R\$ 98.661.404,75	R\$ 99.036.714,38	R\$ 99.203.291,87	R\$ 98.646.049,42	R\$ 98.380.372,75	R\$ 98.010.365,65	R\$ 103.359.288,50	
APOSENTADOS FIN.	R\$ 52.169.960,07	R\$ 52.124.434,17	R\$ 52.590.525,22	R\$ 58.213.290,50	R\$ 57.921.945,04	R\$ 57.446.508,81	R\$ 59.260.924,60	R\$ 59.256.223,34	R\$ 59.172.251,99	R\$ 59.345.137,38	R\$ 59.810.496,33	R\$ 61.889.986,18	
PENSIONISTAS FIN.	R\$ 8.279.340,44	R\$ 8.470.841,57	R\$ 8.538.658,30	R\$ 8.822.491,57	R\$ 8.822.253,86	R\$ 8.980.405,79	R\$ 8.975.328,10	R\$ 9.053.118,83	R\$ 8.975.117,92	R\$ 8.855.893,42	R\$ 9.150.361,52	R\$ 9.607.693,00	
Tot. Contribuições	R\$ 150.268.387,01	R\$ 149.601.417,70	R\$ 150.812.715,20	R\$ 164.369.714,68	R\$ 164.597.560,52	R\$ 165.088.319,35	R\$ 167.272.967,08	R\$ 167.512.634,04	R\$ 166.793.419,33	R\$ 166.581.403,55	R\$ 166.971.223,50	R\$ 174.856.967,68	

PREVIDENCIÁRIO													
	JAN	FEV	MAR	ABR	MAI	JUN	JUL	AGO	SET	OUT	NOV	DEZ	
Patronal Prev.	R\$ 9.878.728,10	R\$ 10.602.757,30	R\$ 10.825.163,18	R\$ 11.465.439,85	R\$ 11.758.361,51	R\$ 12.092.977,71	R\$ 12.878.423,02	R\$ 13.519.262,13	R\$ 13.362.802,53	R\$ 13.434.058,14	R\$ 13.384.697,57	R\$ 14.760.367,01	
SERVIDORES PREV.	R\$ 4.938.090,14	R\$ 5.302.437,22	R\$ 5.412.502,86	R\$ 5.733.979,88	R\$ 5.877.781,95	R\$ 6.045.955,87	R\$ 6.438.463,29	R\$ 6.755.665,62	R\$ 6.677.009,95	R\$ 6.685.282,01	R\$ 6.687.732,61	R\$ 7.361.427,68	
APOSENTADOS PREV.	R\$ -	R\$ -	R\$ -	R\$ -	R\$ -	R\$ -	R\$ -	R\$ -	R\$ -	R\$ -	R\$ -	R\$ -	
PENSIONISTAS PREV.	R\$ 1.511,92	R\$ 1.511,92	R\$ 1.608,34	R\$ 1.944,63	R\$ 1.944,63	R\$ 1.944,63	R\$ 2.033,49	R\$ 2.041,05	R\$ 2.537,63	R\$ 1.944,63	R\$ 1.944,63	R\$ 2.377,34	
Tot. Contribuições	R\$ 4.939.602,06	R\$ 5.303.949,14	R\$ 5.414.111,20	R\$ 5.735.924,51	R\$ 5.879.726,58	R\$ 6.047.900,50	R\$ 6.440.496,78	R\$ 6.757.706,67	R\$ 6.679.547,58	R\$ 6.687.226,64	R\$ 6.689.677,24	R\$ 7.363.805,02	

TOTAL DE CONTRIBUIÇÕES													
	JAN	FEV	MAR	ABR	MAI	JUN	JUL	AGO	SET	OUT	NOV	DEZ	
SERVIDORES	R\$ 94.757.176,64	R\$ 94.308.579,18	R\$ 95.096.034,54	R\$ 103.067.912,49	R\$ 103.731.143,57	R\$ 104.707.360,62	R\$ 105.475.177,67	R\$ 105.958.957,49	R\$ 105.323.059,37	R\$ 105.065.654,76	R\$ 104.698.098,26	R\$ 110.720.716,18	
APOSENTADOS	R\$ 52.169.960,07	R\$ 52.124.434,17	R\$ 52.590.525,22	R\$ 58.213.290,50	R\$ 57.921.945,04	R\$ 57.446.508,81	R\$ 59.260.924,60	R\$ 59.256.223,34	R\$ 59.172.251,99	R\$ 59.345.137,38	R\$ 59.810.496,33	R\$ 61.889.986,18	
PENSIONISTAS	R\$ 8.280.852,36	R\$ 8.472.353,49	R\$ 8.540.266,64	R\$ 8.824.436,20	R\$ 8.824.198,49	R\$ 8.982.350,42	R\$ 8.977.361,59	R\$ 9.055.159,88	R\$ 8.977.655,55	R\$ 8.857.838,05	R\$ 9.152.306,15	R\$ 9.610.070,34	

3 - QUANTITATIVO - DIPR													
FINANCEIRO													
	JAN	FEV	MAR	ABR	MAI	JUN	JUL	AGO	SET	OUT	NOV	DEZ	
EXECUTIVO	73.118	72.767	72.468	72.161	71.870	71.686	71.221	70.937	70.567	70.227	70.048	69.763	
TCDF	430	406	395	392	393	391	392	391	391	389	387	387	
CÂMARA	444	444	444	444	443	442	437	437	441	441	441	442	
TOTAL ATIVOS	73.992	73.617	73.307	72.997	72.706	72.519	72.050	71.765	71.399	71.057	70.876	70.592	
APOSENTADOS FIN.	57.475	57.670	57.830	57.984	58.124	58.293	58.429	58.548	58.803	59.006	59.112	59.252	
PENSIONISTAS FIN.	12.959	13.003	13.057	13.097	13.103	13.155	13.202	13.241	13.282	13.312	13.324	13.334	
TOTAL	70.434	70.673	70.887	71.081	71.227	71.448	71.631	71.789	72.085	72.318	72.436	72.586	

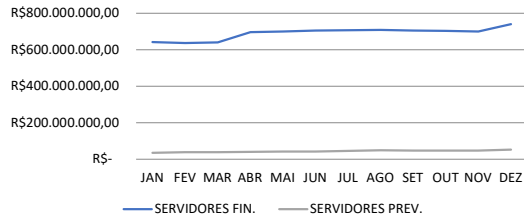
PREVIDENCIÁRIO

	JAN	FEV	MAR	ABR	MAI	JUN	JUL	AGO	SET	OUT	NOV	DEZ
EXECUTIVO	6.168	6.412	6.443	6.484	6.686	7.032	7.074	7.512	7.444	7.437	7.438	7.425
TCDF	95	96	95	95	95	121	123	122	122	118	121	121
CÂMARA	137	137	165	174	175	174	205	232	214	217	214	213
TOTAL ATIVOS	6.400	6.645	6.703	6.753	6.956	7.327	7.402	7.866	7.780	7.772	7.773	7.759
APOSENTADOS PREV.	0	0	0	0	0	0	0	0	0	0	0	0
PENSIONISTAS PREV.	5	5	5	5	6	6	6	6	6	6	6	6
TOTAL	5	5	5	5	6	6	6	6	6	6	6	6

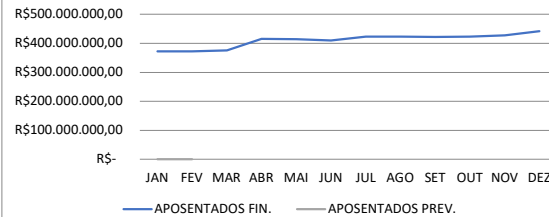
TOTAL

	JAN	FEV	MAR	ABR	MAI	JUN	JUL	AGO	SET	OUT	NOV	DEZ
SERVIDORES	80.392	80.262	80.010	79.750	79.662	79.846	79.452	79.631	79.179	78.829	78.649	78.351
APOSENTADOS	57.475	57.670	57.830	57.984	58.124	58.293	58.429	58.548	58.803	59.006	59.112	59.252
PENSIONISTAS	12.964	13.008	13.062	13.102	13.109	13.161	13.208	13.247	13.288	13.318	13.330	13.340

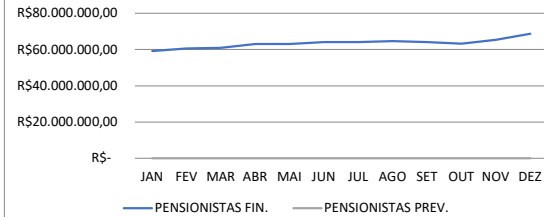
BASES DE CÁLCULOS DOS SERVIDORES - DIPR



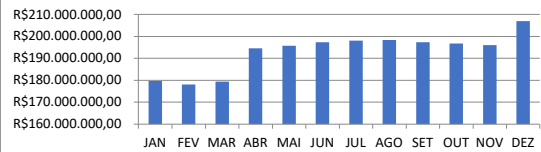
BASES DE CÁLCULOS DOS APOSENTADOS - DIPR



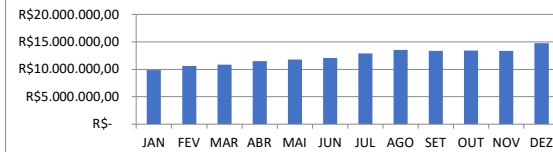
BASES DE CÁLCULOS DOS PENSIONISTAS - DIPR



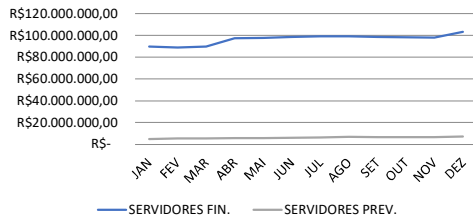
Patronal Financeiro



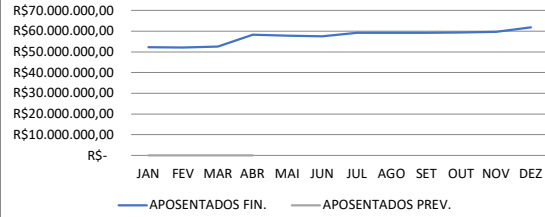
Patronal Prev.



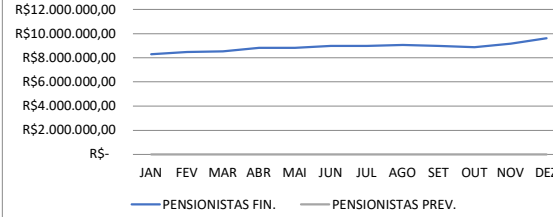
CONTRIBUIÇÃO DOS SERVIDORES - DIPR



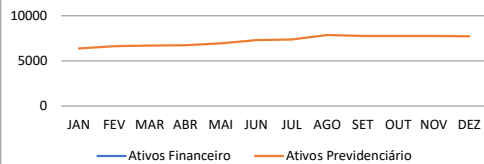
CONTRIBUIÇÃO DOS APOSENTADOS - DIPR



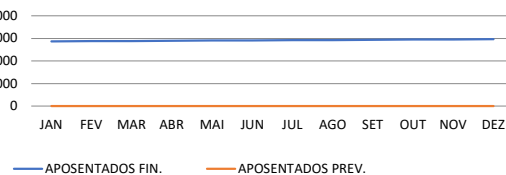
CONTRIBUIÇÃO DOS PENSIONISTAS - DIPR



TOTAL SERVIDORES - DIPR



TOTAL APOSENTADOS - DIPR



TOTAL PENSIONISTAS - DIPR

